




()

1.

2.

3.

4.



9.


10

2.50

0

10

0



300487

SUNRESIN NEW MATERIALS CO.,LTD,XI'AN

	245,421,346.21	302,939,019.06	301,793,209.50	161,776,754.78
	56,206,758.14	85,845,833.34	88,305,321.90	20,932,978.94
	56,108,743.01	85,594,017.88	87,850,371.58	16,963,393.74
	-41,300,013.33	-20,658,973.77	-17,919,934.85	32,882,942.15

9 "

1

1

2019

PPB PPT

2016 " "

2030

4

4 /

VOCs

[REDACTED]

" " " "


2019		2018		
1,011,930,329.55	100%	631,986,783.73	100%	60.12%
1,008,611,613.42	99.67%	630,180,324.01	99.71%	60.05%
3,318,716.13	0.33%			



2019

	889,350,033.43	87.89%	532,727,401.39	84.29%	66.94%
	122,580,296.12	12.11%	99,259,382.34	15.71%	23.49%

	1,008,611,613.42	505,789,851.07	49.85%	60.05%	36.65%	8.58%
	539,255,959.34	278,576,180.59	48.34%	14.78%	-0.28%	7.80%
	468,832,431.05	227,008,516.32	51.58%	202.31%	157.94%	8.33%
	886,031,317.30	448,101,040.06	49.43%	66.89%	47.19%	6.77%
	122,580,296.12	57,688,811.01	52.94%	23.49%	-12.18%	19.12%



1		51,724,137.94	8.91%
2		23,535,049.80	4.05%
3		22,278,232.94	3.84%
4		18,711,733.26	3.22%
5		17,187,762.36	2.96%
	--	133,436,916.30	22.98%

5%

	2019	2018		
	28,905,766.59	23,723,702.91	21.84%	
	84,401,805.84	46,657,425.18	80.90%	
	4,491,009.94	-13,926,641.69	132.25%	
	62,362,250.98	32,776,920.83	90.26%	

1

UPW

2

3

VOCs

4

DNA

2019

6,236.23

2018

2,958.53

	2019	2018	2017
	142	112	95
	15.22%	16.18%	16.35%
	62,362,250.98	32,776,920.83	26,301,199.50
	6.16%	5.19%	5.92%
	0.00	0.00	0.00



0.00%

2019

289,834,314.03	184,630,767.54	56.98%

			334,000,000.00	100.00%					0.00	119,612,338.15		20190626	www.cninfo.com.cn
			42,070,446.00	100.00%					0.00	-4,251,220.14		20190507	www.cninfo.com.cn
	--	--	376,070,446.00	--	--	--	--	--	0.00	115,361,118.01	--	--	--

--	--	--	--	--	--	--	--	--	--	--	--	--	--

	--	33,404.87	19,560.93	19,560.93	0	0	0.00%	13,843.94	--	0
2019 474										
340										
100										
34,000.00										
2019										
6	17		344.00		33,656.00					
		251.13					33,404.87			
							2019 168			

	()		(1)		(2)	(3) (2)/(1)					
		33,404.87	33,404.87	19,560.93	19,560.93	58.56%	2022 04 01				
	--	33,404.87	33,404.87	19,560.93	19,560.93	--	--			--	--
		0	0	0	0	0.00%		0	0		
	--						--	--	--	--	--
	--						--	--	--	--	--

10%



436,000,00	821,683,49	656,117,97	437,950,83	140,663,10	119,61-65
0.00	1.65	9.41	0.85	8.45	

"

"

1

5. 2020
2020

6.

7.

9.

2019 03 02			www.cninfo.com.cn
2019 03 05			www.cninfo.com.cn
2019 03 27			www.cninfo.com.cn
2019 03 29			www.cninfo.com.cn
2019 05 13			www.cninfo.com.cn
2019 05 23			www.cninfo.com.cn
2019 05 24			www.cninfo.com.cn
2019 05 30			www.cninfo.com.cn
2019 06 03			www.cninfo.com.cn
2019 06 17			www.cninfo.com.cn
2019 07 18			www.cninfo.com.cn
2019 07 26			www.cninfo.com.cn
2019 07 30			www.cninfo.com.cn
2019 09 02			www.cninfo.com.cn
2019 09 03			www.cninfo.com.cn
2019 09 11			www.cninfo.com.cn
2019 10 16			www.cninfo.com.cn
2019 10 30			www.cninfo.com.cn
2019 11 21			www.cninfo.com.cn
2019 12 09			www.cninfo.com.cn
2019 12 26			www.cninfo.com.cn

40%

3.

20%

1

2.

2/3

1.

2.

1.

,

"

"

1

2

3

2.

2/3

10	0
10	2.5
10	0
	206,658,386
	51,664,596.50
	0.00
	51,664,596.50
	416,211,658.72
	100.00%




2019

51

2019

			/			
	5%		25%			
			25%	6	7	2015 06 01
			18	12	12	12
		15	120%	12	6	2015 06 01
		1,000	20	2/3	12	2015 06 01
		120%	1,000			
		30				2015 06 01

			30% 50% 12 60%		
			1% 12 2% 20		
			30 30% 20	2015 06 01	
			1 2 3	2015 06 01	
			2015 06		





1


2

3

1

2

						2015 06 01
		1 2				2018 10 08
		1 4 5		2 3		2018 10 08
			6			
						2019 01



2019

	239,711,884.92		18,900,000.00
			220,811,884.92

2. 2019 1 1

22 ---

23 ---

24 ---

37

)

(

"

"

"

"

2019 1 1

	2018 12 31		2019 1 1
	69,755,230.24	-69,755,230.24	
		69,755,230.24	69,755,230.24
	127,000.00	-127,000.00	
		127,000.00	127,000.00
	342,000,000.00	964,305.28	342,964,305.28
	36,362,536.83	-964,305.28	35,398,231.55

(2) 2019 1 1

		30	9.85		7	98,231.55
			00			000,000.00

(3) 2019 1 1

		2018		2019 1 1	
		12 31			1 1
A.					
a.					
		652,298,724.76			652,298,724.76
		69,755,230.24	-69,755,230.24		
			69,755,230.24		69,755,230.24
		164,988,423.43			164,988,423.43
		3,801,657.03			3,801,657.03
		890,844,035.46			890,844,035.46
b.					
		127,000.00	-127,000.00		
			127,000.00		127,000.00
		127,000.00			127,000.00
B.					
		342,000,000.00	964,305.28		342,964,305.28
		18,900,000.00			18,900,000.00
		220,811,884.92			220,811,884.92
		36,362,536.83	-964,305.28		35,398,231.55
		10,000,000.00			10,000,000.00
		628,074,421.75			628,074,421.75

(4) 2019w 1011 a"

/

2018 12 31

2019 1 1

Ionex Engineering BVBA

PuriTech Ltd.100%

1.

			(%)	
Ionex Engineering BVBA	2019 4	911,966.59	100.00	
PuriTech Ltd.	2019 4	37,086,317.24	100.00	

()

Ionex Engineering BVBA	2019 4		9,930,984.38	1,455,210.61
PuriTech Ltd.	2019 4		6,577,595.73	-2,989,292.00

2.

	Ionex Engineering BVBA	PuriTech Ltd.
	911,966.59	37,086,317.24
	911,966.59	37,086,317.24
	911,966.59	37,086,317.24
	920,503.84	11,032,868.64
	0	26,053,448.60

3.

	Ionex Engineering BVBA		PuriTech Ltd.	
	1,982,214.21	1,892,346.96	14,770,713.76	6,761,217.68
	1,217,712.45	1,217,712.45	3,123,823.88	3,123,823.88
	1,421.13	1,421.13	2,675,381.28	2,675,381.28
	292,053.33	292,053.33	962,012.52	962,012.52
	471,027.30	381,160.05		
			8,009,496.08	
	1,061,710.37	1,061,710.37	3,737,845.12	3,737,845.12
	1,061,710.37	1,061,710.37	3,737,845.12	3,737,845.12
	920,503.84	830,636.59	11,032,868.64	3,023,372.56
	920,503.84	830,636.59	11,032,868.64	3,023,372.56

			100
	9		
		4	

			8	
1				
2				
3		88		
4			101	
8000	1.26%			
5			21.20	
6			12	
		12		24

		2019
2015	2016	20%
2015	2017	50%
2015	2018	70%

2016	2016-4-20	www.cninfo.com.cn
2016		www.cninfo.com.cn
	2016-5-19	www.cninfo.com.cn
		www.cninfo.com.cn
		www.cninfo.com.cn
		www.cninfo.com.cn
		www.cninfo.com.cn
		www.cninfo.com.cn
		www.cninfo.com.cn
		www.cninfo.com.cn
	2016-6-21	www.cninfo.com.cn
	2017-6-10	www.cninfo.com.cn
		www.cninfo.com.cn
		www.cninfo.com.cn
		www.cninfo.com.cn
		www.cninfo.com.cn
		www.cninfo.com.cn
	2017-6-20	www.cninfo.com.cn
	2018-6-14	www.cninfo.com.cn
	2018-6-20	www.cninfo.com.cn
	2019-6-19	www.cninfo.com.cn

2019

2019

1
 2
 3 158
 /
 4 500.0000 A
 20,239.3750 2.47% 415.0000
 83.00% 20,239.3750
 2.05% 85.0000
 5 12.5 /
 6 12
 40% 40% 20% 12
 50% 50%
 7
 (1)

		2017	2019	100%
		2017	2020	120%
		2017	2021	140%
		2017	2020	120%
		2017	2021	140%

“ ”

(2)

A


“ ”

1 2019 1 4 <2019
 >

2 2019 1 24 2019 <2019

2019			www.cninfo.com.cn
	2019		www.cninfo.com.cn
			www.cninfo.com.cn
			www.cninfo.com.cn
2019			www.cninfo.com.cn
2019		2019-1-24	www.cninfo.com.cn
2019			www.cninfo.com.cn
	2019		www.cninfo.com.cn
2019		2019-3-13	www.cninfo.com.cn
	2019		www.cninfo.com.cn
2019			www.cninfo.com.cn
			www.cninfo.com.cn
			www.cninfo.com.cn
			www.cninfo.com.cn
			www.cninfo.com.cn
2019			www.cninfo.com.cn
	2019	2019-3-21	cninfo.com.cn

2019	2020-1-24	www.cninfo.com.cn
------	-----------	-------------------



817.3 100.0
8 0% 3,000

2019 www.
02 cninf
26 o.co
m.

44%

[Redacted]	-- --	817.3 8	--	3,000	--	--	--	--	--
------------	-------	------------	----	-------	----	----	----	----	----

989



			53		106.89
		2019 1 ~2019 12			
			3		3,215
2019 1 ~6	650	2019 1 ~12			
		3			2,968.79
2019 1 ~2019 12					
				10%	

	2019 08 30	5,000	2019 11 30	5,000		3		
B1		5,000		B2		5,000		
B3		5,000		B4		5,000		
A1+B1+C1		5,000		A2+B2+C2		5,000		
A3+B3+C3		5,000		A4+B4+C4		5,000		
A4+B4+C4				3.96%				
D				0				
E 70%				5,000				
F 50%				0				
D+E+F				5,000				




2019

/a	02	8.31	2	.cninf
	28		28	

91610117750213910A001P

91610117073426803N001P

00216E32854R3S



4.

2019 6 11 340

2019 12 17

1 2019 6 19

2 2019 1 4 <2019
>

2019 1 24 2019 <2019
> <2019 >

2019 3 12 2019
2019 3 12 2019
2019 158 415

3 2019 7 16

4 " " 2019 6 17
2019 12 17 2025 6 10

--	--	--	--	--	--	--

4,022,062	65,638		4,087,700	
		943,425	3,144,075	
65,625	110,000		175,625	25%
66,562	110,000		176,562	25%
65,625	110,000		175,625	

10

11

12

13

14

A+

A+

1.	2019	158	4,150,000
	202,393,750	206,543,750	
2.	2019	1	110,000 ;
	206,543,750	206,653,750	
3.		" "	1,375 " "
	4,636 " "	206,653,750	206,658,386

	12,690		14,963		0		9	0
		5%			10			
		24.97%	51,600,000	0	38,700,000	12,900,000		0

16.55%	34,200,000	0	25,650,000	8,550,000	1,134,000
13.21%	27,300,000	0	20,475,000	6,825,000	0
1.98%	4,087,700	0	4,087,700	0	0
1.75%	3,619,200	-572,900	3,144,075	475,125	0
1.59%	3,280,250	-139,100	0	3,280,250	0

- -
6
80.2

0 - -

10			



8

26

-

51	2017	09	2020	08	27,300,00				27,300,
	01		31		0	0	0	0	000
53	2017	09	2020	08	51,600,00				51,600,
	01		31		0				000
51	2017	09							

2000000

	568
	73
	142
	20
	130
	933
	3
	46
	217
	228
	439
	933

t

1

4

2

3

	2020 04 28		
	www.cninfo.com.cn	—	
			100.00%
			100.00%







3

2019

	2020 04 28
	2020 4528

2019

12 31

2019

2019 12 31

~~2019~~

"

"

20

: (1) 1)

2)

()

()

	2019 12 31	2018 12 31
	400,744,445.93	652,298,724.76
		69,755,230.24
	232,999,209.27	164,988,423.43
	66,872,968.99	
	10,667,890.61	31,632,311.14
	12,189,150.82	3,801,657.03
	315,682,470.16	238,389,866.05
	28,376,043.32	16,289,851.60
	1,067,532,179.10	1,177,156,064.25
		127,000.00

	2017,732.00	
	537,547.53	801,184.49
	127,000.00	
	16,839,953.45	26,747,831.56
	672,169,321.53	143,824,691.99
	55,080,134.67	380,363,285.97
	171,605,534.49	90,977,232.50
	20,000,000.00	
	56,626.50	140,154.02
	20,455,728.66	8,350,234.30
	21,213,454.24	29,056,454.24
	1,185,956,482.35	680,388,131.67
	2,253,488,661.45	1,857,544,195.92
	0.00	342,000,000.00
	7,653,906.20	

2019

	72,695,781.17	29,754,074.74
	96,055,203.77	36,362,536.83

	58,783,095.54	45,052,123.42
	628,777,849.53	421,576,991.83
	1,261,350,613.89	946,302,844.14
	18,952,971.28	22,162,885.94
	1,280,303,585.17	968,465,730.08
	2,253,488,661.45	1,857,544,195.92

	2019 12 31	2018 12 31
	366,269,711.92	391,881,667.58
		52,692,351.92
	203,657,641.95	130,669,473.69
	45,082,734.19	
	6,789,568.89	30,032,392.63
	127,003,943.76	363,304,673.65
	273,346,127.27	210,175,178.10
		1,089,154.03
	1,022,149,727.98	1,179,844,891.60
		127,000.00

	200,817,732.68	
	535,607,993.53	158,801,247.09
	127,000.00	
	16,839,953.45	26,747,831.56
	131,787,792.13	138,534,809.78
	1,811,890.61	3,976,065.08
	36,835,378.61	35,911,512.83
	56,626.50	140,154.02
	11,994,253.25	4,389,345.77
	613,454.24	1,056,454.24
	936,492,075.00	369,684,420.37
	1,958,641,802.98	1,549,529,311.97
		342,000,000.00
	15,253,906.20	20,000,000.00
	204,645,026.89	76,684,845.29
	86,745,193.95	215,970,050.31
	3,099,157.59	1,979,600.87
	56,963,596.19	16,535,359.70
	256,436,398.04	17,029,050.43

	623,143,278.86	690,198,906.60
		10,000,000.00
	285,512,157.15	
	1,310,239.34	1,612,580.90
	286,822,396.49	11,612,580.90
	909,965,675.35	701,811,487.50
	206,658,386.00	202,393,750.00
	56,232,075.42	
	366,006,292.97	285,910,882.83
	55,215,381.02	8,630,903.94
	58,783,095.54	45,052,123.42
	416,211,658.72	322,991,972.16
	1,048,676,127.63	847,717,824.47
	1,958,641,802.98	1,549,529,311.97

2019

	2019	2018
	1,011,930,329.55	631,986,783.73
	1,011,930,329.55	631,986,783.73
	697,271,529.46	468,508,257.16
	507,639,045.80	371,454,568.72

		631,643.61	691,222.47
	" "	283,706,045.97	163,670,243.89
		35,625,068.31	21,969,804.86
	" "	248,080,977.66	141,700,439.03
1.	" "	248,080,977.66	141,700,439.03
2.	" "		
1.		251,290,892.32	143,233,818.35
2.		-3,209,914.66	-1,533,379.32
		108,295.45	
		108,295.45	
1.			
2.			
3.			
4.			
5.			
		108,295.45	
1.			
2.			
3.			
4.			
5.			
6.			
7.			
8.		108,295.45	
9.			
		248,189,273.11	141,700,439.03
		251,399,187.77	143,233,818.35
		-3,209,914.66	-1,533,379.32
		1.24	0.71

	1.16	0.71
--	------	------

	2019	2018
	846,156,009.48	535,175,282.42
	535,655,133.20	372,640,331.14
	6,722,599.19	5,482,822.00
	23,025,481.06	16,407,000.60
	61,936,645.97	39,213,057.13
	44,127,672.04	22,060,494.32
	1,301,863.11	-13,637,735.53
		<i>1 876 778 67</i>
	<i>2,018,282.80</i>	<i>2,175,078.70</i>
	5,118,701.52	3,012,162.89
" "	736,300.44	1,418,187.21
	<i>736 300 44</i>	333,636.86
" _"		
" "		
" "		
" _" TM		

1.		
2.		
3.		
4.		
5.		
1.		
2.		
3.		
4.		
5.	j	
6.		
7.		
8.		
9.		
	137,309,721.18	68,181,424.47

q19	2018
04,080,580.51	372,975,751.13
b	

		18,400,000.00
	758,048,679.26	793,000,000.00
	602,049,070.27	231,475,021.57
	1,413,771,249.53	1,042,875,021.57
	726,000,000.00	451,000,000.00
	38,866,892.46	19,518,435.79
	350,609,900.00	460,943,495.20
	1,115,476,792.46	931,461,930.99
	298,294,457.07	111,413,090.58
	5,018,062.03	13,644,972.08
	-9,072,774.72	137,375,984.26
	388,959,598.46	251,583,614.20
	379,886,823.74	388,959,598.46


	2019	2018
	311,724,513.92	516,055,170.33
	1,001,014,890.97	567,851,226.25
	1,312,739,404.89	1,083,906,396.58
	449,183,033.33	347,818,041.74
	45,850,986.13	44,170,852.77
	30,891,945.53	29,385,981.38
	431,871,835.82	850,195,707.72
	957,797,800.81	1,271,570,583.61
	354,941,604.08	-187,664,187.03
		160,000,000.00
		2,192,838.01

		162,192,838.01
	7,580,101.36	10,064,356.13
	376,070,446.00	155,500,000.00
	383,650,547.36	165,564,356.13
	-383,650,547.36	-3,371,518.12
	53,673,500.00	
	708,048,679.26	793,000,000.00
	562,326,280.32	219,973,324.93
	1,324,048,459.58	1,012,973,324.93
	726,000,000.00	451,000,000.00
	35,492,829.96	19,518,435.

	202 ,39 3,7 50. 00				285, 910, 882. 83	8,63 0,90 3.94			45,0 52,1 23.4 2		421, 576, 991. 83		946, 302, 844. 14	22,1 62,8 85.9 4	968, 465, 730. 08
	202 ,39 3,7 50. 00				285, 910, 882. 83	8,63 0,90 3.94			45,0 52,1 23.4 2		421, 576, 991. 83		946, 302, 844. 14	22,1 62,8 85.9 4	968, 465, 730. 08
	4,2 64, 636 .00			56, 23 2,0 75. 42	80,0 95.4 10.1 4	46,5 84,4 77.0 8	108, 295. 45		13,7 30,9 72.1 2		207, 200, 857. 70		315, 047, 769. 75	-3,2 09,9 14.6 6	311, 837, 855. 09
							108, 295. 45				251, 290, 892. 32		251, 399, 187. 77	-3,2 09,9 14.6 6	248, 189, 273. 11
	4,2 64, 636 .00			56, 25 4,8 25. 54	80,0 72,6 60.0 2	46,5 84,4 77.0 8							94,0 07,6 44.4 8		94,0 07,6 44.4 8
1	4,2 60, 000 .00				49,4 13,5 00.0 0								53,6 73,5 00.0 0		53,6 73,5 00.0 0
2	4,6 36. 00			56, 25 4,8 25. 54	110, 661. 62								56,3 70,1 23.1 6		56,3 70,1 23.1 6
3					30,5	46,5							-16,		-16,

				48,4 98.4 0	84,4 77.0 8								035, 978. 68		035, 978. 68		
4																	
									13,7 30,9 72.1 2				-44, 090, 034. 62		-30, 359, 062. 50		-30, 359, 062. 50
1									13,7 30,9 72.1 2				-13, 730, 972. 12				
2																	
3													-30, 359, 062. 50		-30, 359, 062. 50		-30, 359, 062. 50
4																	
				-22 ,75 0.1 2	22,7 50.1 2												
1																	
2																	
3																	
4																	
5																	
6				-22 ,75	22,7 50.1												

2						
3						
4						
5						
6						
1						
2						
	202	285,		45,0	421,	946,
	,39	910,	8,63	52,1	576,	302,
	3,7	882.	0,90	23.4	991.	844.
	50.	83	3.94	2	83	14
	00					
						22,16
						2,885
						.94




202,3
93,75
0.00
4,264
,636.
00

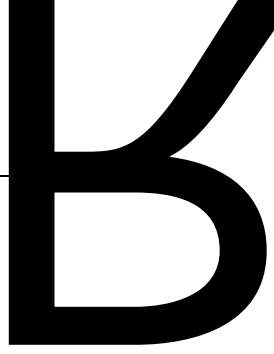


285,91
0,882.
83
56,2
32,0
75.4

8,630,
903.94



45,052
,123.4
2
22,
991,
972.
16



847,717,
824.47

0

-22,7
50.1
2

22,750
.12



-22,7
50.1
2

22,750
.12


206,6
58,38
6.00

56,2
32,0
75.4
2

55,




	393,	17,98	9,035.	3,980	2,158.8	836.17
	750.	1.46	15	.97	9	
	00					
	202,	284,2	14,97	38,23	278,83	788,698,
	393,	17,98	9,035.	3,980	2,158.8	836.17
	750.	1.46	15	.97	9	
	00					
		1,692,	-6,348	6,818		
		901.3	,131.2	,142.	44,- 4	
" "		7	1	45		



12

- 1.
- 2.
- (1)
- (2)
- (3)
- (4)
- (5)

- 1.



(1)

(2)

(1)

(2)

(1)

(2)

4.

(1)

(2)

(3)

5.

(1)

1.

2.

3.

4.

5.

(1)

(2)

1.

1

2

"

"

1.



2.

(1)

"

"

"

"

"

"

(2)

1)

2)

"

"

"

"

2)

" "

1.

2.

		5-20	5	19.00-4.75
		3-5	5	31.67-19.00
		4-5	5	23.75-19.00
		3-5	5	31.67-19.00

1.

2.

(1)

(1)

(3)

2014 13

2019 2

1.
(1)

2)

(2)

4)

1)

5)

3)

1)

2.

3.

4.

(1)

(2)

2019	2019 (2019 6)	

1. 2019 2019 (2019 6)
2019 2018

	234,743,653.67		69,755,230.24
			164,988,423.43
	239,711,884.92		18,900,000.00
			220,811,884.92

2. 2019 1 1 22 ---

23 ---

24 ---

37

(
)
" " " "

2019 1 1

	2018 12 31		2019 1 1
	69,755,230.24	-69,755,230.24	
		69,755,230.24	69,755,230.24
	127,000.00	-127,000.00	
		127,000.00	127,000.00
	342,000,000.00	964,305.28	342,964,305.28
	36,362,536.83	-964,305.28	35,398,231.55

(2) 2019 1 1

652,298,724.76

652,298,724.76

69,755,230.24

69,755,230.24

164,988,423.43

164,988,423.43

3,801,-, 0,305

				127,000.00
		342,000,000.00		342,964,305.28
		18,900,000.00		18,900,000.00
		220,811,884.92		220,811,884.92
		36,362,536.83		35,398,231.55
		10,000,000.00		10,000,000.00

(3) 2019 1 1

	2018			2019 1 1
	12 31			
A.				
a.				
	652,298,724.76			652,298,724.76
	69,755,230.24	-69,755,230.24		
		69,755,230.24		69,755,230.24
	164,988,423.43			164,988,423.43
	3,801,657.03			3,801,657.03
	890,844,035.46			890,844,035.46
b.				
	127,000.00	-127,000.00		
		127,000.00		127,000.00
	127,000.00			127,000.00
B.				
	342,000,000.00	964,305.28		342,964,305.28
	18,900,000.00			18,900,000.00
	220,811,884.92			220,811,884.92
	36,362,536.83	-964,305.28		35,398,231.55
	10,000,000.00			10,000,000.00
	628,074,421.75			628,074,421.75

(4) 2019 1 1

/
2018 12 31

3. 2019 6 10

7 --

2019 6 17

12 --

	2018 12 31	2019 01 01	
	652,298,724.76	652,298,724.76	
	69,755,230.24		-69,755,230.24
	164,988,423.43	164,988,423.43	
		69,755,230.24	69,755,230.24
	31,632,311.14	31,632,311.14	
	3,801,657.03	3,801,657.03	
	238,389,866.05	238,389,866.05	
	16,289,851.60	16,289,851.60	
	1,177,156,064.25	1,177,156,064.25	

		127,000.00	-127,000.00
		801,247.09	801,247.09
			127,000.00
			127,000.00
		26,747,831.56	26,747,831.56
		143,824,691.99	143,824,691.99
		380,363,285.97	380,363,285.97
		90,977,232.50	90,977,232.50
		140,154.02	140,154.02
		8,350,234.30	8,350,234.30
		29,056,454.24	29,056,454.24
		680,388,131.67	680,388,131.67
		1,857,544,195.92	1,857,544,195.92
		342,000,000.00	342,964,-

	2,848,046.81	2,848,046.81	
	29,754,074.74	29,754,074.74	
	36,362,536.83	35,398,231.55	-964,305.28
		229,625.04	229,625.04
	876,015,884.94	876,015,884.94	
	10,000,000.00	10,000,000.00	
	3,062,580.90	3,062,580.90	
	13,062,580.90	13,062,580.90	
	889,078,465.84	889,078,465.84	
	202,393,750.00	202,393,750.00	

285,910,882.83

285,910,882.83




8,630,903.94

8,630,903.94



5 Aif

	127,000.00		-127,000.00
	158,801,247.09	158,801,247.09	
		127,000.00	127,000.00
	26,747,831.56	26,747,831.56	
	138,534,809.78	138,534,809.78	
	3,976,065.08	3,976,065.08	
	35,911,512.83	35,911,512.83	
	140,154.02	140,154.02	
	4,389,345.77	4,389,345.77	
	1,056,454.24	1,056,454.24	
	369,684,420.37	369,684,420.37	
	1,549,529,311.97	1,549,529,311.97	
		342,964,305.28	964,305.28
	20,000,000.00	20,000,000.00	
	76,684,845.29	76,684,845.29	
	215,970,050.31	215,970,050.31	
	1,979,600.87	1,979,600.87	
	16,535,359.70	16,535,359.70	



		16% 13% 10% 9% 6% 10%
		13% 16%[1]
		7%
		8.25%[2] 15% 25% 29.58% 12.50%
	20%	1.2% 12%
	1.2%	12%
		3%
		2%

	15%
	15%
	8.25%[2]
Ionex Engineering BVBA	29.58%[3]
PuriTech Ltd.	12.50%
	25%

1
2017 (2017 203) 2017
3 2019 15%

2
(2011 58) ()
(2004 86)

	2019	15%		2018	
3	(2018 11)			2018
	3	15%			
2019					
[1]			2019 4 1		
		16%	13%	10%	
9%					
[2]		200	8.25%		200
	16.50%				
200	8.25%				
[3]		0-10	20.4%	20%	
2%	10	29.58%	29%	2%	

	196,775.38	247,332.24
	395,729,360.11	629,682,436.49
	4,818,310.44	22,368,956.03
	400,744,445.93	652,298,724.76
	7,028,699.46	
	20,857,622.19	

1	16,039,311.75		15,347,640.00
	()	691,671.75	Ionex
Engineering BVBA		31	
2	2,716,748.00	2,101,562.44	

80

	27,960,631.70	20,648,897.42		8,264,256.58	138,485.71	40,483,758.25
1	138,485.71		4			PuriTech Ltd.

						8,264,256.58

--	--

	66,872,968.99	69,755,230.24
	66,872,968.99	69,755,230.24

[] 2018 12 31 ()2

			(%)
	63,832,068.99		
	3,040,900.00		
	66,872,968.99		

(2)

		10,000,000.00
		10,000,000.00

(3)

		96,040,372.43
		96,040,372.43

1	9,730,565.50	91.21%	31,432,859.96	99.37%
1 2	821,303.51	7.70%	122,191.11	0.39%
2 3	41,659.32	0.39%	9,445.84	0.03%
3	74,362.28	0.70%	67,814.23	0.21%
	10,667,890.61	--	31,632,311.14	--

1

		(%)
	1,106,981.19	10.38
	403,922.00	3.79
	359,997.47	3.37
	328,328.54	3.08
	311,744.65	2.92
	2,510,973.85	23.54

	12,189,150.82	3,801,657.03
	12,189,150.82	3,801,657.03

	10,230,090.90	3,843,390.76
	1,889,567.16	2,853.95
	600,514.50	159,510.41
	307,056.99	
	13,027,229.55	4,005,755.12

CAO

2019



	31,060,041.90		31,060,041.90	29,410,097.06	29,410,097.06
	107,034,370.59	57,109.61	106,977,260.98	111,828,341.29	111,828,341.29
	113,478,195.38		113,478,195.38	91,059,177.17	91,059,177.17
	53,412,704.28		53,412,704.28		
	8,800,502.12		8,800,502.12	6,092,250.53	6,092,250.53
	1,953,765.50				

2019

	7.09			0.44						47.53
	801,24			736,30						1.537,5
	7.09			0.44						47.53

	127,000.00	127,000.00
	127,000.00	127,000.00

1.	25,494,703.55	4,306,800.25	29,801,503.80
2.			

3.	1,066,515.23	158,055.31	1,224,570.54
1			
2	1,066,515.23	158,055.31	1,224,570.54
4.	2,576,249.48	348,386.97	2,924,636.45
1.			
2.			
1			
3			
1			
2			
4.			
1.	14,307,174		

2.	356,425,627.27	186,952,761.38	4,765,088.67	9,530,658.94
----	----------------	----------------	--------------	--------------



3	4	5	4,352,098.52
			3,685,246.90
			3,472,887.31
			3,324,202.06
			98,444,346.57
			37,832,069.28

31011588

				75,391,325.60		75,391,325.60
	29,828,454.29		29,828,454.29	86,048,646.52		86,048,646.52
				82,709,555.32		82,709,555.32
	1,456,769.91		1,456,769.91	3,795,100.02		3,795,100.02
	339,948.28		339,948.28	165,792.64		165,792.64
	51,667,916.43		51,667,916.43	377,558,228.00		377,558,228.00



449,66	129,44	106,00	215,41	20,042	
7,700.	7,807.	7,599.	2,663.	,743.9	85.11
00	90	15	10	5	%

72,327	75,391	857,99	76,249		
,900.0	,325.6	7.47	,323.0	0.00	105.42
0	0		7		%

307,48	86,048	62,125	118,34	29,828	
9,800.	,646.5	,811.0	6,003.	,454.2	73.97
00	2	2	25	9	%

35

	3,412,218.24		3,412,218.24	2,805,057.97		2,805,057.97
	3,412,218.24		3,412,218.24	2,805,057.97		2,805,057.97

1.	94,770,189.00	485,436.89	330,154.00	153,846.16		95,739,626.05
2.	75,536,033.87		622,245.28	61,138.94	8,009,496.08	84,228,914.17
1	74,110,400.00		622,245.28	61,138.94		74,793,784.22
2						
3					8,009,496.08	8,009,496.08
4	1,425,633.87					1,425,633.87
3.						

1						
4.	170,306,222.87	485,436.89	952,399.28	214,985.10	8,009,496.08	179,968,540.22
1.	4,254,378.52	387,433.58	28,273.73	92,307.72		4,762,393.55
2.	2,706,668.01	98,003.31	149,056.54	30,769.24	616,115.08	3,600,612.18
1	2,548,612.70	98,003.31	149,056.54	30,769.24	616,115.08	3,442,556.87
2)	158,055.31					158,055.31
3.						
1						
4.	6,961,046.53	485,436.89	177,330.27	123,076.96	616,115.08	8,363,005.73
1.						
2.						
1						
3.						
1						
4.						
1.	163,345,176.34		775,069.01	91,908.14	7,393,381.00	171,605,534.49
2.	90,515,810.48	98,003.31	301,880.27	61,538.44		90,977,232.50

--	--	--

PuriTech Ltd.		26,053,448.60		26,053,448.60
		26,053,448.60		26,053,448.60

4. 00% 10. 00%

12. 42%

2019 12 31

Puri Tech Ltd

38, 624, 201. 00

Puri Tech Ltd

34, 440, 300. 78

26, 053, 448. 60

2019 4 488.00

37,086,317.24

PuriTech Ltd. 100%


PuriTech Ltd.

26,053,448.60

	86,170.78		29,544.28	56,626.50
	53,983.24		53,983.24	
	140,154.02		83,527.52	56,626.50



	24,578,545.83	3,686,781.88	1,613,828.66	242,074.30
	127,763,118.18	20,455,728.66	55,668,228.64	8,350,234.30



		209,771,085.84
		133,193,219.44
	0.00	342,964,305.28

[]:

2018 12 31

()2



3045

	200,211,830.85	131,352,550.77
	94,945,668.83	80,567,783.53
	7,054,742.52	8,891,550.62
	302,212,242.20	220,811,884.92



	106,690,636.26	225,339,341.64
	106,690,636.26	225,339,341.64

354303E5'9



1	2,762,934.59	69,033,184.94	67,145,714.49	4,650,405.04
2	30,000.00	3,900,298.19	3,930,298.19	
3		2,554,151.72	2,551,811.72	2,340.00
		2,201,664.70	2,199,324.70	2,340.00
		193,288.67	193,288.67	
		159,198.35	159,198.35	
4		3,096,186.00	3,096,186.00	
5	55,112.22			

	98,183.00	
	79,956.42	8,490.50
	65,455.33	
	58,907.65	10,613.13
	39,751.73	
	21,236.00	23,268.00
	72,695,781.17	29,754,074.74

	609,992.36	229,625.04
	95,445,211.41	35,168,606.51
	96,055,203.77	35,398,231.55

	609,992.36	229,625.04
	609,992.36	229,625.04

--	--	--

2019

	6,087,569.56	10,960,013.41
	33,127,612.28	14,500,000.00
	55,215,381.02	8,630,903.94
	1,014,648.55	1,077,689.16
	95,445,211.41	35,168,606.51

	285,512,157.15	
	285,512,157.15	

340,000,000.00	2019.06.11	6	340,000,000.00	340,000,000.00



	3,062,580.90		

[]

3

				+	-		
	202,393,750.00	4,260,000.00			4,636.00	4,264,636.00	206,658,386.00

2019

								42
--	--	--	--	--	--	--	--	----

1)2019 6 11

100
277,793,853.72

340

334,048,679.26

1) 2019 3 12

2019 7 16

55,825,043.38

609,662.36

2)

83

957,500

8,630,903.94

-

8,630,903.94

		108,295.45				108,295.45		108,295.45
		108,295.45				108,295.45		108,295.45
		108,295.45				108,295.45		108,295.45

	45,052,123	11

	1,008,611.1	

	3,639,620.35	1,585,039.90
	28,905,766.59	23,723,702.91

	24,135,860.08	19,689,595.91
	11,272,245.91	9,969,099.70
	9,641,198.65	5,721,246.25
	4,566,147.75	2,223,656.94
	3,305,351.63	2,793,558.17
	2,192,439.50	1,511,194.73
	24,901,312.69	1,008,643.52
	4,387,249.63	3,740,429.96
	84,401,805.84	46,657,425.18

	41,120,842.27	19,648,557.35
	11,621,663.08	7,057,752.57
	3,953,421.47	2,635,582.98
	2,085,126.33	1,760,749.47
	3,581,197.83	1,674,278.46
	62,362,250.98	32,776,920.83

	14,977,961.72	4,876,778.67
	-5,926,484.86	-5,499,179.99
	-4,909,766.58	-13,644,972.08
	349,299.66	340,731.71
	4,491,009.94	-13,926,641.69

[]	1,167,837.61	932,942.89
[]	4,636,961.96	2,412,720.00

[]

()3

	736,300.44	333,636.86

-36,874,7<<6

-36,874,7<<6

	69,617.25	54,275.31	69,617.25
	69,617.25	54,275.31	69,617.25

	103,855.00	398,900.00	103,855.00
	511,711.49	285,977.57	
	16,077.12	6,344.90	16,077.12
	631,643.61	691,222.47	119,932.12

	42,083,376.96	25,188,823.88
	-6,458,308.65	-3,219,019.02
	35,625,068.31	21,969,804.86

2019

	283,706,045.97
/	42,555,906.90
	-1,532,782.38
	-6,014,147.72
	272,649.26
	343,442.25
	35,625,068.31

[]

()33

	1,311,193.90
e	

319 63

	5,223,374.64	1,777,302.47
	5,156,324.16	3,185,027.93
	3,096,000.00	2,345,514.31
	15,347,640.00	
	12,710,379.56	8,257,573.11
	88,081,581.49	122,255,207.83

	12,000,000.00	
	12,445,000.00	
	24,445,000.00	

	19,925,000.00	
	19,925,000.00	

	556,580,070.27	219,973,324.93
	45,469,000.00	11,501,696.64
	602,049,070.27	

2464

1	--	--
	248,080,977.66	141,700,439.03
	36,931,827.77	4,068,665.10
	29,267,383.56	19,673,693.88
	3,517,622.43	1,738,227.82
	83,527.52	353,443.64
" "		
" "	16,077.12	6,344.90
" "		
" "	10,056,799.32	-8,768,193.41
" "	-736,300.44	-1,551,666.69
" "	-12,105,494.36	-3,903,276.87
" "		
" "	-77,349,713.72	-160,793,757.56
" "	-384,971,433.95	-257,020,763.68
" "	69,624,569.73	282,426,314.12
	30,588,177.56	1,692,901.37
	-46,995,979.79	19,622,371.65
2	--	--
3	--	--
	379,886,823.74	388,959,598.46
	388,959,598.46	251,583,614.20
	-9,072,774.72	137,375,984.26



2019

" 400,744,445.93

20,857,622.19

"

"

16,039,311.75

2,716,748.00

2,101,562.44

20,857,622.19

10,000,000.00

7,393,381.8




U F2

Ionex Engineering BVBA	2019 04 25	911,966.59	100.00%		2019 04 25		9,930,984.38	1,455,210.61
PuriTech Ltd.	2019 04 25	37,086,317.24	100.00%		2020 04 25		6,577,595.73	-298,929.00

	Ionex Engineering BVBA	PuriTech Ltd.
--	911,966.59	37,086,317.24
--		
--		
--		
--		
--		
--		
	911,966.59	37,086,317.24
	920,503.84	11,032,868.64
/		26,053,448.60

	Ionex Engineering BVBA		PuriTech Ltd.	
	1,982,214.21	1,892,346.96	14,770,713.76	6,761,217.68
	1,217,712.45	1,217,712.45	3,123,823.88	3,123,823.88
	1,421.13	1,421.13	2,675,381.28	2,675,381.28
	471,027.30	381,160.05		
			8,009,496.08	
	292,053.33	292,053.33	962,012.52	962,012.52
	1,061,710.37	1,061,710.37	3,737,845.12	



	/	/
	8,806,174.96	3,476,708.01
	26,162.11	28,050.36
	8,832,337.07	3,504,758.37
	5,446,606.71	1,792,438.08
	0.00	0.00
	5,446,606.71	1,792,438.08
	3,385,730.36	1,712,320.29
	1,489,721.37	753,420.93
	47,826.16	47,826.16
--		
--		
--	47,826.16	47,826.16
	1,537,547.53	801,247.09
	12,054,759.79	8,712,090.73
	1,673,410.08	758,265.58
	1,673,410.08	758,265.58

()

1.

(1)

(2)

2019 12 31

39.37%(2018 12 31 27.55%)

2.

	2019.1.1	2019		2019.12.31
12				
	204,098.09	633,905.84	74.80	838,078.73
	204,098.09	633,905.84	74.80	838,078.73

	27,960,631.70	20,648,897.42		6,117,871.01		8,264,256.58	5,979,385.30	40,483,758.25
		15,594,577.14						15,594,577.14
	27,960,631.70	36,243,474.56		6,117,871.01		8,264,256.58	5,979,385.30	56,078,335.39
	28,164,729.79	36,877,380.40		6,117,945.81		8,264,256.58	5,979,385.30	56,916,414.12

()

			1	1-3	3
	50,073,066.50	57,262,619.86	2,493,750.00	54,768,869.86	
	7,653,906.20	7,653,906.20	7,653,906.20		
	302,212,242.20	302,212,242.20	302,212,242.20		
	96,055,203.77	96,055,203.77	96,055,203.77		
	285,512,157.15	372,926,931.16	2,068,040.03	9,193,978.97	361,664,912.16
	741,506,575.82	836,110,903.19	410,483,142.20	63,962,848.83	361,664,912.16

()

		1	1-3	3
352,000,000.00	362,792,145.47	352,778,994.79	10,013,150.68	
18,900,000.00	18,900,000.00	18,900,000.00		
220,811,884.92	220,811,884.92	220,811,884.92		
36,362,536.83	36,362,536.83	36,108,527.99	194,008.84	60,000.00
628,074,421.75	638,866,567.22			

()

()

--	--

	44%

/

/

		8,173,765.90	7,904,288.04

2019 2 22

2019

3,000

/

--	--	--	--

--	--	--	--

--	--	--	--	--

	5,253,906.20	2019 08 01	2020 02 01	

--	--	--	--

...} Ö ...

--	--

	2019	7	16			110,000
		48				
				12		
	36		40%	40%	20%	

[] 2016 957,500 21.20 / 2017 6 8
 / 8.33 /
 957,500 2,393,750 21.20

2.

2019 6 19

957,500 2019 6

	29,420,034.73
	24,901,312.69

" "

(1) 2016 957,500 4,841,488.90 2016
 2019 2019 322,766.86
 (2) 2019 4,260,000 50,195,950.00 2019
 2022 2019 24,578,545.83



"

"

"

"

	2020 1 3		
	2019	0.00	

	982.80		7
	472.80		
		220	
	(15,347,640.00)
2019			

	2019	206,658,386	10
	2.50	2019	51,664,596.50
		51,664,596.50	

() 2020 1

--	--	--	--

	8,264,256.58

		3,282,051.28			
		2,591,520.00			
		1,731,200.00			
	--	7,604,771.28	--	--	--

	63,827,958.80	26.37%	6,382,795.88
	11,246,004.00	4.65%	562,300.20
	9,716,239.24	4.01%	5,747,800.59
	8,415,044.74	3.48%	420,752.24
	5,829,540.70	2.40%	291,477.04
	99,034,787.48	40.91%	

	127,003,943.76	363,304,673.65
	127,003,943.76	363,304,673.65

		--	--	--

()		
-----	--	--

()				
-----	--	--	--	--

1	1

	534,070,446.00		534,070,446.00	158,000,000.00		158,000,000.00
	1,537,547.53		1,537,547.53	801,247.09		801,247.09
	535,607,993.53		535,607,993.53	158,801,247.09		158,801,247.09

	()					()	
	102,000,000.00	334,000,000.00				436,000,000.00	
	36,000,000.00					36,000,000.00	
	20,000,000.00					20,000,000.00	
		42,070,446.00				42,070,446.00	
	158,000,000.00	376,070,446.00				534,070,446.00	

	()									()	

	892,409.18	
	87,709.41	
	4,774,366.11	--

1 --

1 --

--	--	--

		/	/
	22.75%	1	

PuriTech Ltd						

PuriTech Ltd	PuriTech Ltd	8 -	8,386,852.18		26,053,448.60

PuriTech Ltd	26,053,448.60		26,053,448.60	8,386,852.18	34,440,300.78

Puri Tech Ltd	2020-2024	4%-10%	14.51%-15.60%	4,137,494.67-5,337,935.75	2025	0	15.18%	5,337,935.75	12.42%	38,624,201.00

PuriTech Ltd	34,440,300.78	38,624,201.00				

