



2021

2021-045

2021 04

()

	293,167,908.66	129,574,474.40	126.25%
	87,311,765.08	26,501,391.92	229.46%
	81,582,033.34	26,120,767.91	212.33%
	53,344,392.50	-16,325,915.23	426.75%
/	0.41	0.13	215.38%
/	0.40	0.13	207.69%
	5.28%	2.01%	3.

	987,736.90	
	1,321,516.58	
	1,758,862.22	
	5,729,731.74	--

1 —
1 —

1

10

	11,628		0
10			
	25.02%	54,997,105	42,097,105
	15.56%	34,200,000	25,650,000
	13.24%	29,097,305	22,272,305
JPMORG CHASE BANK,NASSOCI	4.35%	9,567,184	
	3.46%	7,604,774	
CITIGR GLOBAL MARKET LIMITE	2.74%	6,014,540	
	1.70%	3,745,200	
- -GOLDMASACHS&C O.LLC	1.67%	3,679,300	

1.48% 3,256,650

1.24% 2,715,800

10		
----	--	--

12,900,000 12,900,000

JPMORG CHASE BANK,NASSOCI 9,567,184 9,567,184

8,550,000 8,550,000

7,604,774

	656,100.00	1,629,700.00	-59.74%	
	24,868,894.94	106,559,529.36	-76.66%	
	36,655,162.39	14,339,943.15	155.62%	
	318,968,972.40	211,659,435.48	50.70%	
	1,308,458.75	6,704,788.56	-80.48%	
	100,218,662.34	68,915,020.44	45.42%	
	-147,947.04	285,881.94	-151.75%	
	293,167,908.66	129,574,474.40	126.25%	
	147,776,388.12	64,464,788.10	129.24%	
	6,640,773.85	718,348.85	824.45%	
	4,727,404.82	8,534,760.98	-44.61%	
	20,602,271.18	5,824,647.42	253.71%	
	-1,773,458.08	-3,340,698.98	-46.91%	
	8,091,739.54	840,023.69	863.28%	
	829,970.16	90,300.22	819.12%	
	86,502.91	4,791.58	1705.31%	
	1,005,000.01	280.00	358828.58%	
	111,197.07	314,898.43	-64.69%	
	15,596,169.97	4,988,203.59	212.66%	
	85,075,112.61	25,128,282.46	238.56%	
	53,344,392.50	-16,325,915.23	426.75%	
	-41,075,284.50	-16,742,501.98	-145.34%	
	177,457,704.44	-46,264.58	383471.42%	
	1,908,414.05	4,355,099.50	-56.18%	

2.93

1 2018 3 578,046,598 2018-013 1
487,052,832.29
2 2018 6 3000t/a
467,837,314.29 2018-048
270,796,460.19 , 12,559,895.49

DNA

VOCs

1			ZL201810380953.3	2018.7.2	2020.10.16	20	4029250
2			ZL201930243285.5	2019.05.17	2020.09.01	10	6051051

6

7.

1.2020 7 6

24.94 /

36

6,014,434



Б .3

О , Σ 9 κ


=

Б Б

]

1	33,404.87	33,404.87	815.35	31,779.88	95.14%			0	0	
2	12,479.23	12,479.23	0	0	0.00%			0	0	
	--	45,884.1	45,884.1	815.35	31,779.88	--	--	0	0	--

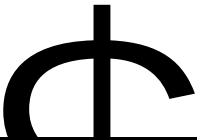
	--					--	--	--	--	
	--			0	0	0.00%	--	--	--	--
	--	0	0	0	0	--	--	0	0	--
	--	45,884.1	45,884.1	815.35	31,779.88	--	--	0	0	--




2021 03 11					2020	2021	www.cninfo.com
---------------	--	--	--	--	------	------	--

1

	2021 3 31	2020 12 31






	1,308,458.75	6,704,788.56
	100,218,662.34	68,915,020.44
	75,990,568.67	69,796,395.43
	59,139.97	0
	1,022,583.61	1,022,583.61
	18,223,697.92	18,235,338.67
	10,606,104.34	9,367,176.76
	681,410,214.75	694,540,038.99
	22,840,527.29	22,744,076.26
	96,282,352.54	95,210,081.52
	60,504,370.71	58,748,503.78
	8,426,800.42	8,961,114.76
	188,054,050.96	185,663,776.32
	869,464,265.71	880,203,815.31
	219,768,787.00	214,568,719.00
	17,787,229.83	17,814,695.42
	736,018,260.92	614,593,608.10
	34,039,428.76	34,039,428.76
	-147,947.04	285,881.94

	67,426,618.52	67,426,618.52
	857,091,784.46	769,780,019.39
	1,863,905,304.93	1,650,430,113.61
	20,200,601.89	22,437,254.37
	1,884,105,906.82	1,672,867,367.98
	2,753,570,172.53	2,553,071,183.29

2

	2021 3 31	2020 12 31
	679,024,628.19	534,637,752.10
	656,100.00	1,629,700.00
	304,814,228.72	270,276,195.67
	15,731,796.24	88,189,011.50
	26,328,057.21	9,443,888.68
	79,500,288.70	190,453,589.82
	198,930,338.67	256,063,761.08
	5,571,683.21	6,551,050.41
	1,310,557,120.93	1,357,244,949.26



551,699,990.76

4,477,000.00

4,477,000.00

	724,498,572.39	863,636,405.96
	96,282,352.54	95,210,081.52
	1,531,715.39	767,420.18
	1,107,400.28	1,201,128.10
	98,921,468.21	97,178,629.80
	823,420,040.60	960,815,035.76
	219,768,787.00	214,568,719.00
	17,787,229.83	17,814,695.42
	736,018,260.92	614,593,608.10
	34,039,428.76	34,039,428.76
	67,426,618.52	67,426,618.52
	508,258,033.20	441,594,139.05
	1,515,219,500.71	1,321,958,351.33
	2,338,639,541.31	2,282,773,387.09

3

	293,167,908.66	129,574,474.40
	293,167,908.66	129,574,474.40

	“ ”	85,075,112.61	25,128,282.46
1.	“ ”	85,075,112.61	25,128,282.46
2.	“ ”		
1.		87,311,765.08	26,501,391.92
2.		-2,236,652.47	-1,373,109.46
		-433,828.98	12,459.04
		-433,828.98	12,459.04
1.			
2.			
3.			
4.			
5.			
		-433,828.98	12,459.04
1.			
2.			
3.			
4.			
5.			
6.		-433,828.98	12,459.04
7.			
		84,641,283.63	25,140,741.50
		86,877,936.10	26,513,850.96
		-2,236,652.47	-1,373,109.46
		0.41	0.13
		0.40	0.13

	251,725,009.79	94,617,116.20
	151,935,293.72	52,491,571.95
	1,351,781.60	207,819.83
	3,724,642.58	6,798,525.80
	11,58	



	106,057,796.55	51,167,495.60
	32,008,457.24	21,173,779.07
	11,388,766.46	4,823,477.92
	20,143,512.29	55,095,033.27
	169,598,532.54	132,259,785.86
	53,344,392.50	-16,325,915.23
	717,800.00	
	5,000.00	
	722,800.00	
	5,518,084.50	16,742,501.98
	36,280,000.00	
	41,798,084.50	16,742,501.98
	-41,075,284.50	-16,742,501.98
	125,985,831.96	584,100.00
	3,000,000.00	
	67,668,683.53	
	196,654,515.49	584,100.00

	1,546,848.67	630,364.58
	17,649,962.38	
	19,196,811.05	630,364.58
	177,457,704.44	-46,264.58
	1,908,414.05	4,355,099.50
	191,635,226.49	-28,759,582.29
	510,093,268.37	379,886,823.74
	701,728,494.86	351,127,241.45

6

	138,070,969.50	68,877,447.49
	36,478,504.27	32,410,305.21
	174,549,473.77	101,287,752.70
	66,549,391.64	24,940,845.24
	19,616,657.19	12,741,652.83
	6,096,303.97	3,208,841.35
	44,779,441.03	114,841,597.85
	137,041,793.83	155,732,937.27
	37,507,679.94	-54,445,184.57
	717,800.00	
	5,000.00	
	722,800.00	
	599,378.23	894,518.78

	22,680,000.00	
	23,279,378.23	894,518.78
	-22,556,578.23	-894,518.78