



100 30

 50000 50000L/
 2022 10

3 45 / 5
 /

2022
 15.78 / 5.8

" "
 10000 / ED 600

2021-2024 2024 670
 20.81%

2021 3 ‰ +

+

7-ACA

mRNA

ProteinA
oligodT
oligodT

50000L
2022 10
2000L

1

1.1

1.2

1.3

1

2

3

4

5 2016-2022H1

6 2016-2022H1

7 2016-2022H1

8 2016-2022H1

9 2016-2022H1 %

10 2016-2022H1 84159.14 MCB71 114.00 0.00 2/231.92 W 9.96 10.48 0.000008871 0 595.32 841.92 W 8.04 EMC D

11 2016-2022H1

12

13

14 / LCE

1

1.1

24001-2016/ISO 14001:2015
45001:2018
CE REACH

WQA GB/T45001-2020/ISO
Kosher FDA

50000
10000 2 2020
40000

15000 25000

SQM

16

1.3

25.03

20

1969

ESE

2011

%

iFinD

iFinD

7 2016-2022H1

	LCE)
--	----------

		2022	7		24.19GWh
	114.19%	10.45%	2022	1-7	
134.31GWh		110.58%			

15 2018-2022

16 2018-2022

MWh

iFinD

iFinD

	47.6	/	
2022.08.11		47.6	/
417.36%			

2022

SC6.0 CIF

	Pilbara	BMX
	6350 USD/t	
	7017	/

iFinD

2.3

“ + ”

+

517 1

0.01%
0.0eW*9604Tm7 Tm968.46 AMCI

18

	mg/L	%	Mg/Li
--	------	---	-------

	5 25000 /	2022.3	2023
	5000	2022.3	2022H2
		2022.5	
		2022.7	
		2022.7	

2.4 +

5G
2021
2035

(MEMS)

(IGBT)

21

ev	1.1	1.4	3.2	3.4
	1	1	2.7	2.2
	1.5	0.5	1.3	4.9

CNKI

22

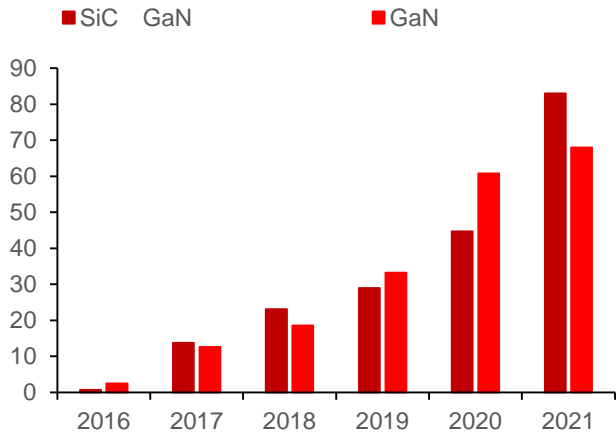


CASA
2021-2025

2025
35.23%

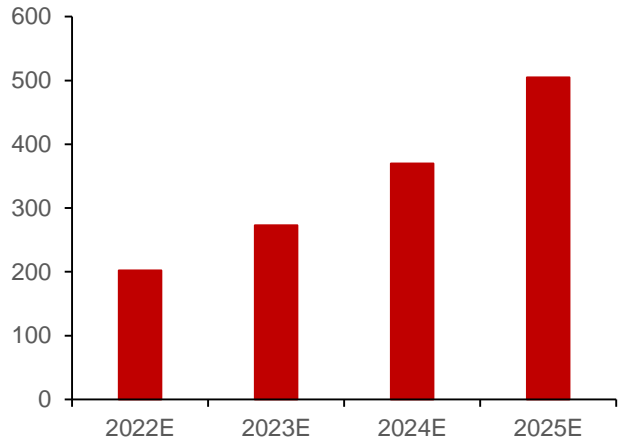
505

23 2016-2021



CASA

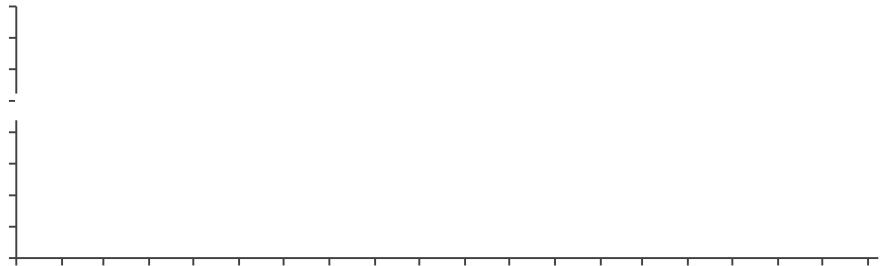
24



CASA

25

/



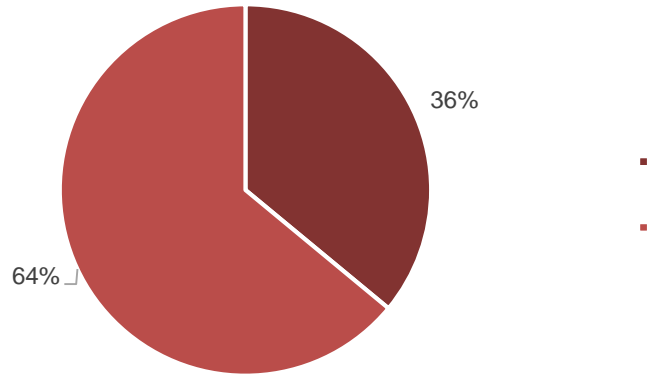
iFinD

USGS

64%

36%

26



USGS

27

小注

CNKI

30



34

	Bi val i rudi n Epti fi bati de
	Exenati de Li ragl uti de
	Buserel i n Goserel i n Octreoti de
	Cal ci toni n

4

6.75%

2021

5326

2016 2021

3

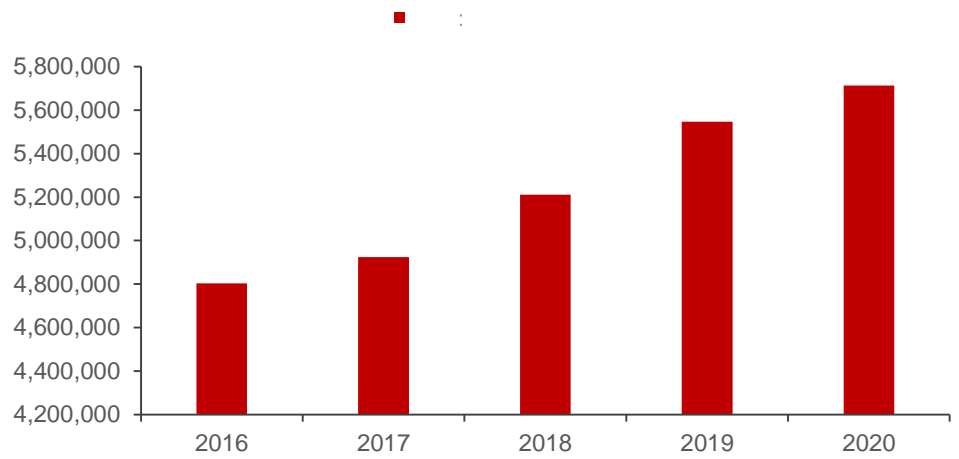
iFinD

iFinD

11

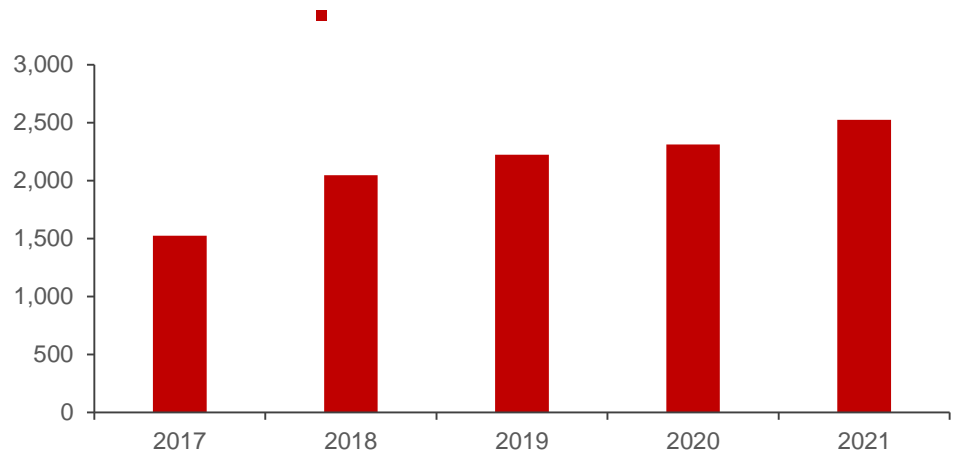
	AmberTectMUP6040		MonojetR6040U	
	H	OH	H	OH
	1.2	1.2	1.1	1.1
Del ta TOC ppb	525± 50	630± 50	600± 50	630± 50

38 2016-2020



iFinD

39 2017-2021



VOCs

CO2

Seplite™CT

VOCs

99.9%

VOCs

40 VOCs

4.

43%/46%/50%

2022-2024 5%

